



# Bruce County

Economic Development

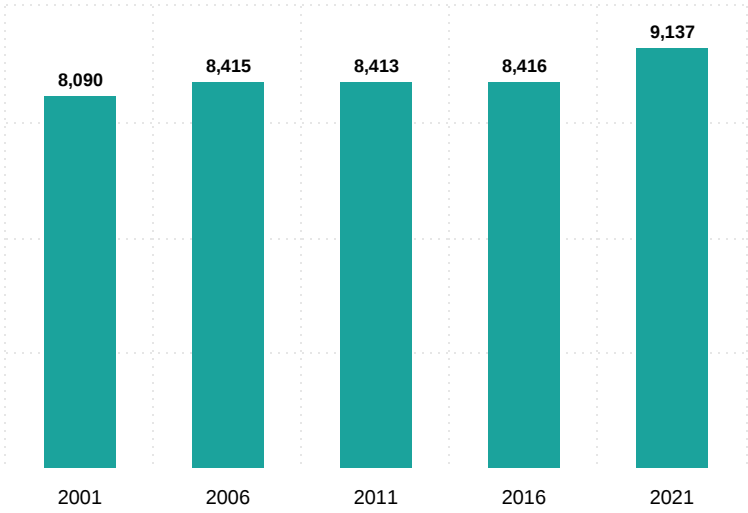
 (226) 909-2460

 [info@businesstobruce.com](mailto:info@businesstobruce.com)

## | Our Story

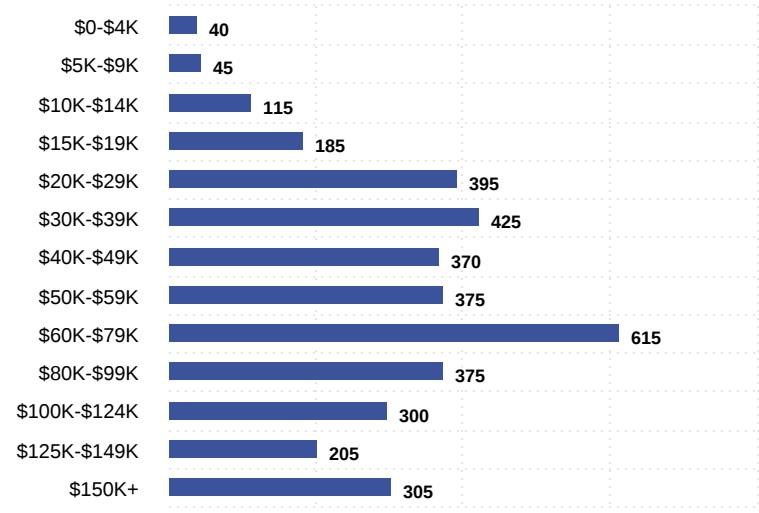


## Population



Powered By Townfolio

## Household Income



Powered By Townfolio

## Key Metrics

Total Population  
**9,137**

Median Household Income  
**57,766**

Total Number of Visible Minorities  
**105**

Median Age  
**56.8**

## Key Metrics

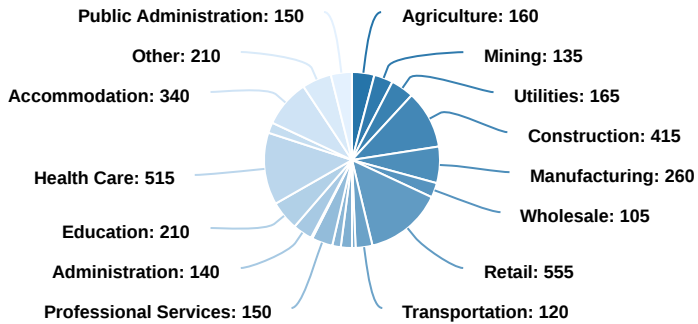
number of indigenous population  
**345**

%of Male Population  
**49.78**

% of Female Population  
**50.22**

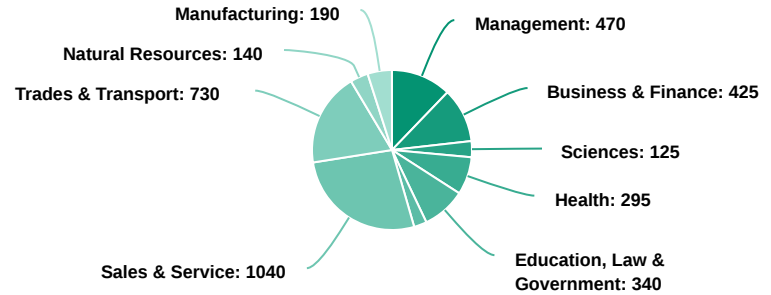
Largest Age Cohort  
**Ages 65-69**

## Labour Force By Industry



Powered By Townfolio

## Labour Force By Occupation



Powered By Townfolio

## Key Metrics

Total Labour Force  
**3,855**

Employment Rate  
**54.4%**

Largest industry by labour force  
**Retail**

Small industry by labour force  
**Management**

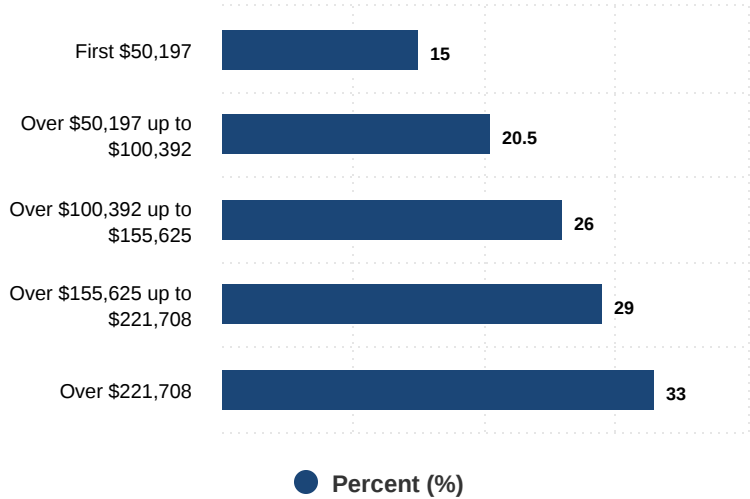
Participation Rate  
**56.7%**

Unemployment Rate  
**4.0%**

Largest industry by occupation  
**Sales & Service**

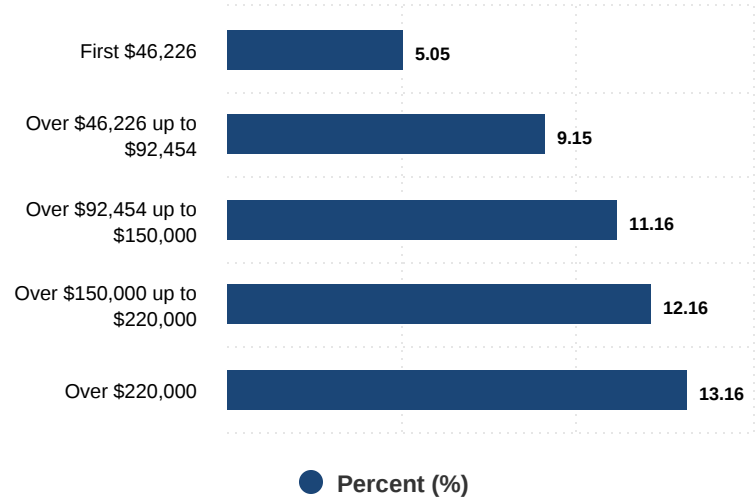
Small industry by occupation  
**Art & Sports**

## Federal Personal Income Tax



Powered By Townfolio

## Provincial Personal Income Tax



Powered By Townfolio

## Key Metrics



Federal General Corporate Tax

15



Federal Small Business Corporate

9



Federal M&P Corporate Tax



Federal Investment Corporate Tax



Provincial General Corporate Tax

8



Provincial Small Business Corporate

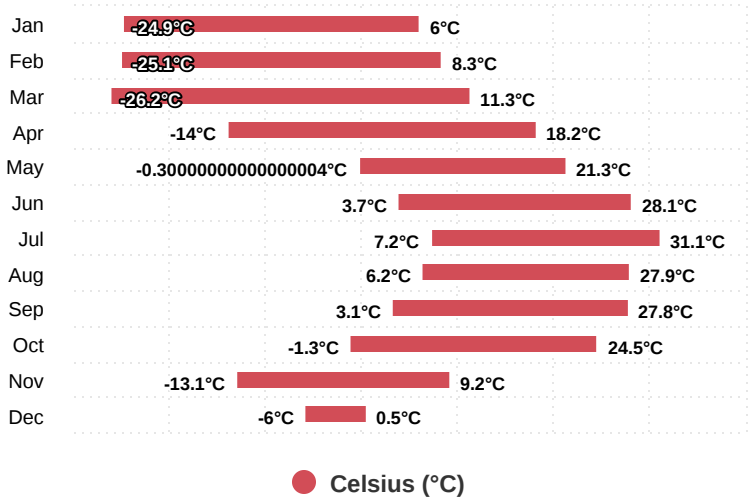


Provincial M&P Corporate Tax



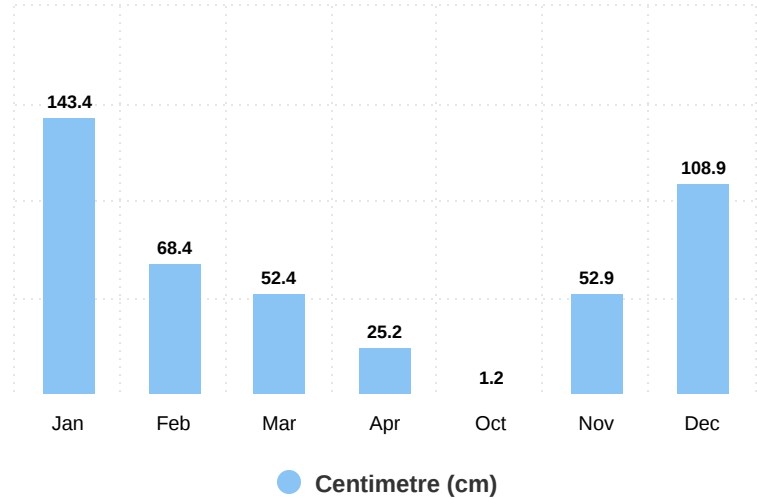
Provincial Investment Corporate Tax

## Average Temperature



Powered By Townfolio

## Average Snowfall



Powered By Townfolio

## Key Metrics

Average Yearly Rainfall(mm)  
**1,143**

Highest Snowfall Month  
**jan**

Average Yearly Snowfall(cm)  
**452**

Highest Rainfall Month  
**jan**

## Key Metrics

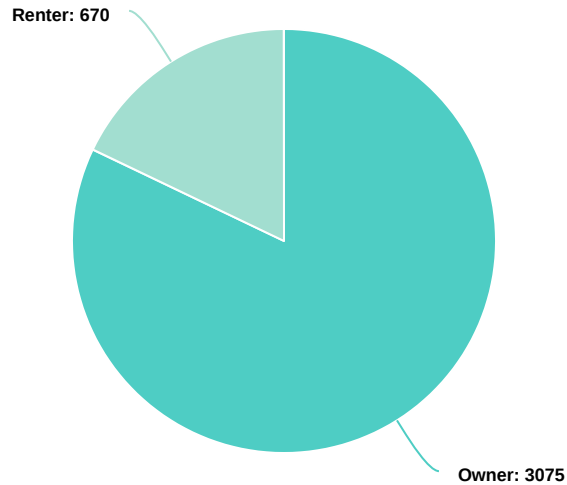
Highest Temperature (Celsius)  
**31**

Most Unpredictable Month  
**mar**

Lowest Temperature (Celsius)  
**-26**

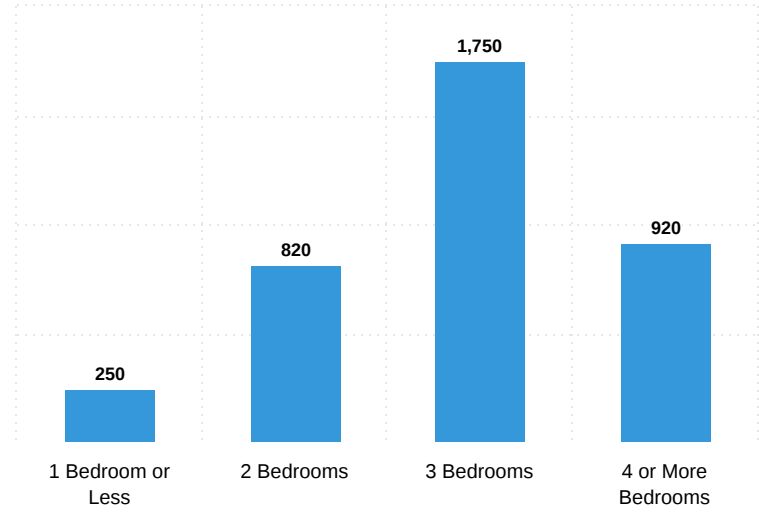
Most Stable Month  
**dec**

## Home Ownership



Powered By Townfolio

## Dwellings by Bedroom



Powered By Townfolio

## Key Metrics



Number of Renters  
**670**



Number of Home Owners  
**3,075**



Most Popular Dwelling Size  
**3 Bedrooms**



Least Popular Dwelling Size  
**1 Bedroom or Less**



Average Rents 2016  
**N/A**



Housing Prices 2016  
**355,153**



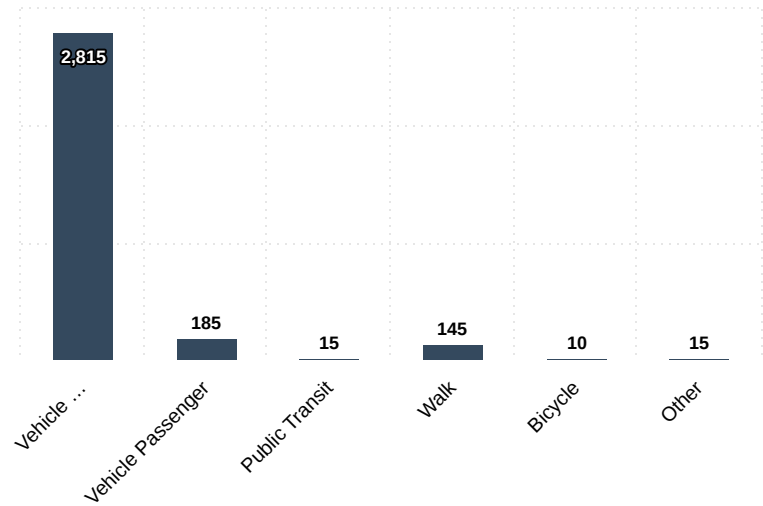
Construction Period  
**160**



Vacancy Rates  
**N/A**

## Key Metrics

## Modes of Transportation



Powered By Townfolio

## Commute Times

## Key Metrics



Most Used Transportation  
**Vehicle Driver**



Busiest Time On Roads  
**7:00AM - 7:59AM**



Residents Driving Outside Region  
**1,110**



Residents Driving Outside Province  
**10**



Residents Who Work Locally  
**1,035**



Vehicle Drivers  
**88.38%**



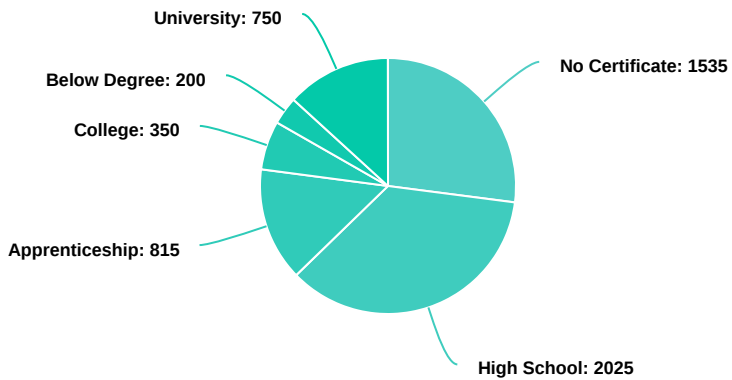
Residents Using Public Transit(%)  
**0.00%**



Residents Using Bicycle(%)  
**0.31%**

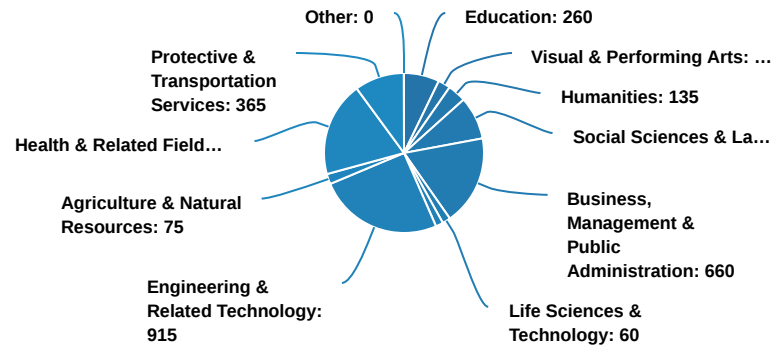
## Key Metrics

## Education



Powered By Townfolio

## Major Field of Study



Powered By Townfolio

## Key Metrics

Dominant Level of Education  
**High School**

Most Popular Field of Study  
**Engineering**

Study in Health Field  
**19.17%**

Study in Agriculture Field  
**2.07%**

Most Popular Educational Destination  
**Canada**

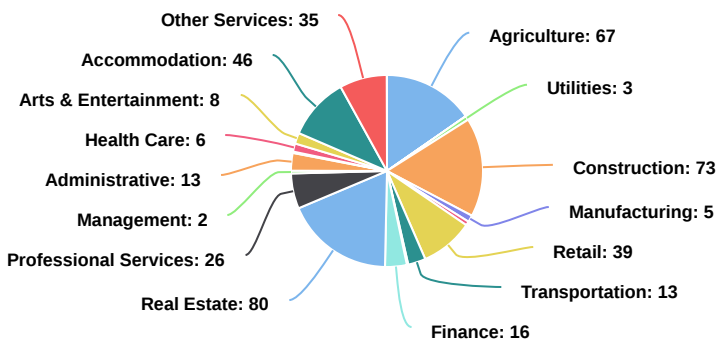
Least Popular Field of Study  
**Mathematics**

Study in Mathematics  
**1.52%**

Study in Business  
**18.21%**

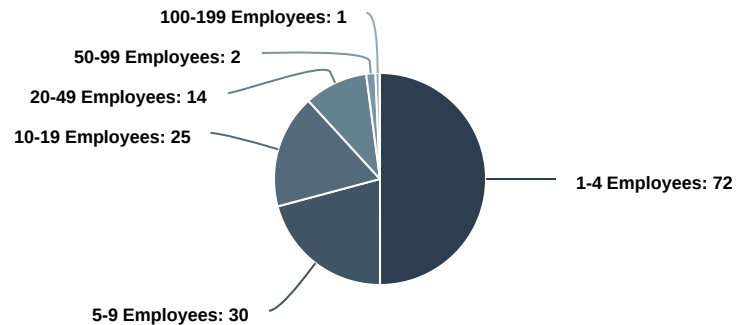


# Business Industries



Powered By Townfolio

# Business Sizes



Powered By Townfolio

# Key Metrics



Largest Industry by Business Count  
**Real Estate**



Smallest Industry by Business Count  
**Information**



Most Popular Business Size  
**1-4 Employees**



Least Popular Business Size  
**100-199 Employees**



Manufacturing Businesses  
**5**



Health Care Businesses  
**6**



Real Estate Businesses  
**80**



Mining & Oil Businesses  
**0**